


# IQOS

User Guide

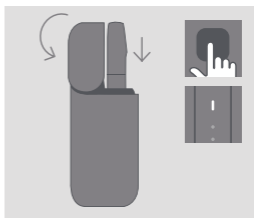
**IQOS** 2.4 Plus

# How to use your IQOS



## 1. TURN ON

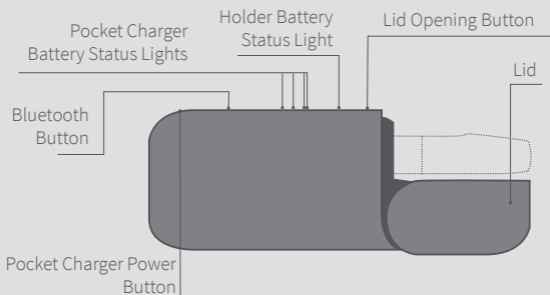
Press and hold the Pocket Charger Power Button until lights switch on.



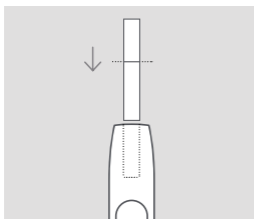
## 2. CHARGE HOLDER

Press Lid Opening Button to open. Insert the Holder into the Pocket Charger, then close the Lid to charge. Fully charged when Holder Battery Status Light is solid white.

## IQOS 2.4 Plus Pocket Charger

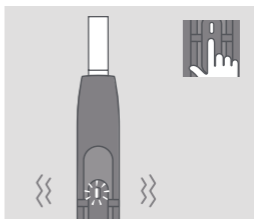


## How to use your IQOS



### 3. INSERT TOBACCO STICK

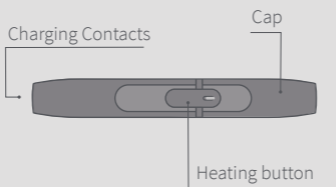
Insert and gently press the tobacco stick to the line on filter.



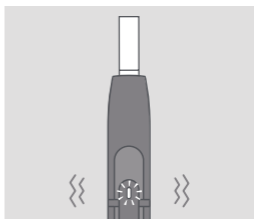
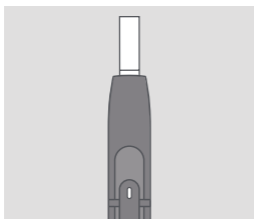
### 4. START HEATING

Press Heating Button until the Holder vibrates and light pulses white.

## IQOS 2.4 Plus Holder



## How to use your IQOS

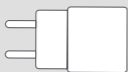


### 5. BEGIN USE

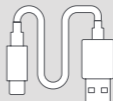
Start using once the light is solid white.

### 6. NEARLY COMPLETE

To signal the last 30 seconds, the Holder will vibrate and the light pulses white.




Power Adaptor



Charging Cable

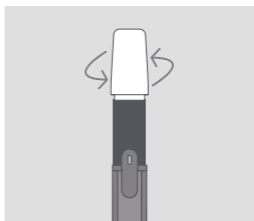
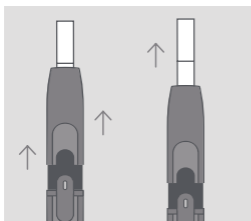


IQOS Cleaning Tool



IQOS Cleaning Sticks

## How to use your IQOS



**7. REMOVE TOBACCO STICK**  
Slide Cap upward, remove used tobacco stick then slide Cap back again. Insert the Holder back in the Pocket Charger to recharge.

**TO CLEAN**  
Slide Cap upward and remove completely. Insert IQOS Cleaning Tool and rotate gently. Clean daily for optimal experience.

### ENGAGE WITH IQOS

For further instructions and Customer Care support visit [www.iqos.com](http://www.iqos.com)

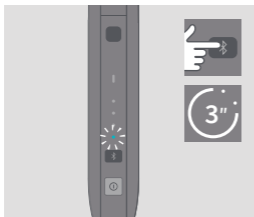
Download the IQOS Connect App on Google Play\*



\*Google Play and the Google Play logo are trademarks of Google LLC.

\*IQOS Connect App may not be available in your country.

## Pairing your device



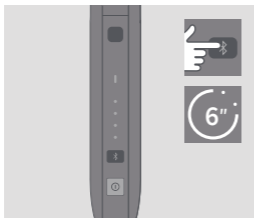
### PAIRING MODE

Press the Bluetooth Button for 3 seconds then release. Bluetooth Status light will blink during 30 seconds indicating pairing mode is active. Select pairing on your smartphone.



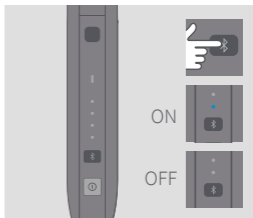
### PAIRED

IQOS is paired with your smartphone when Bluetooth Status light remains solid during 3 seconds.



### SWITCH OFF

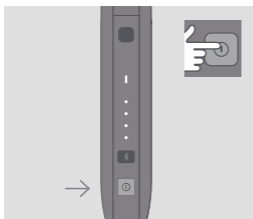
To switch off Bluetooth press the Bluetooth Button for 6 seconds.



### STATUS

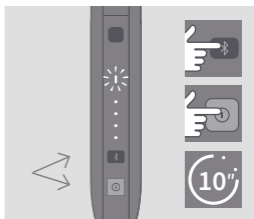
Tap the Bluetooth Button to show current status.

## Quick Tips



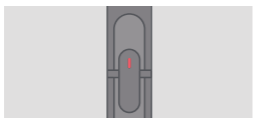
### TO CHECK BATTERY STATUS

Tap the Pocket Charger Power Button to check battery level.



### TO RESET

Simultaneously press the Bluetooth and Pocket Charger Power Buttons for 10 seconds, then release. Pocket Charger Battery Status lights will switch on, then blink twice to confirm a reset.



### RED LIGHT ON HOLDER

1/ Holder needs to be recharged. Place in Pocket Charger and make sure it is switched on.

2/ If the light remains red after a recharge, try a reset as indicated above.



### RED LIGHT ON POCKET CHARGER

Try resetting IQOS. If the red light persists, please contact Customer Care.

# IQOS



This symbol indicates that caution is required when operating the product.

ENGLISH

## **SAFETY WARNINGS AND INSTRUCTIONS**

### **PLEASE READ AND SAVE THESE INSTRUCTIONS**

The Safety Warnings and Instructions included in this document cannot cover all possible conditions and situations that could occur. Caution and care must be exercised when using or maintaining any personal electronic product. To reduce the risk of injury, always use this product in accordance with the manufacturer's instructions. This product contains no user-serviceable parts. Do not attempt to open, service, modify or repair any component of this product or to replace any of the components or batteries - doing so may result in personal injury. Never use this product in places where flammable materials, liquids and gases are present. This product must only be charged at Safety Extra Low Voltage. Only charge this product indoors using the manufacturer approved AC Power Adaptor - refer to 'Technical Data' section for details. Do not touch this product if it becomes wet or immersed in any liquid. Do not drop this product or subject it to strong shock. Never attempt to touch the Holder Heater Blade, this may cause personal injury or damage to the Holder Heater Blade. Keep away from children at all times and ensure that they do not play with this product. This product is not intended for use by persons with reduced physical, sensory or mental capabilities or lack of knowledge unless they have been given supervision or instruction to use the product in a safe way and understand the hazards involved. Do not use this product under the following circumstances: i) Where the use of electronic devices is prohibited. ii) On or



near heat sources i.e. radiators or fires; iii) If it is damaged, tampered or broken. iv) If it has been exposed to excessive heat or moisture.

## **ATTENTION**

IQOS works exclusively with HEETS™. Never use IQOS with a cigarette or similar products or with tobacco sticks or accessories not approved by the manufacturer. Do not remove a tobacco stick while in use. Tobacco sticks are single use only and should never be reused, lit with a match, lighter or any other flame source.

### **Tobacco and health effects**

- IQOS is not risk-free.
- Tobacco sticks contain nicotine, which is addictive.
- The best way to reduce tobacco-related health risks is to quit tobacco and nicotine use altogether.

### **Nicotine**

- Nicotine is naturally present in the tobacco used in tobacco sticks.
- Nicotine is addictive and may cause side effects similar to those associated with other nicotine-containing products, like headaches, nausea, or throat irritation. If you experience these symptoms stop using tobacco sticks and consult a health care professional.
- IQOS is not for people who have heart problems or are diabetic.
- IQOS should not be used during pregnancy or while breastfeeding.
- If you are pregnant, breastfeeding or think you may be pregnant, you should quit tobacco and nicotine use altogether and consult a healthcare professional.

### **Children and adolescents**

- IQOS is intended for adult use only.
- Children and adolescents should not use IQOS under any circumstances.

## **⚠ IMPORTANT SAFETY INFORMATION**

### **⚠ WARNING Choking and ingestion hazard**

- Keep tobacco sticks out of reach of children and pets.
- CHOKING HAZARD — tobacco sticks contain small parts.
- INGESTION HAZARD — If tobacco sticks are swallowed, seek medical attention immediately due to risk of nicotine ingestion.

### **⚠ WARNING Battery risk**

The IQOS Holder and the Pocket Charger are powered with sealed Lithium-ion (Li-ion) batteries. Under normal conditions of use, the battery is sealed. If battery fluid leaks, follow these precautions:

- If you swallow fluid, seek medical attention immediately. Do not induce vomiting or ingest food or drink.
- If fluid is inhaled, get fresh air and seek medical attention.
- In case of contact with skin, wash hands and do not touch eyes.
- In case of contact with eyes, immediately flush with running water for at least 15 minutes and seek medical attention.

**▲ CAUTION Hot aerosol risk**

- When using IQOS under hot and humid weather conditions, the water in the aerosol make the aerosol temperature feel very hot.
- To help avoid this sensation, store your tobacco sticks in a cool dry place. Do not expose product to high humidity conditions or direct sunlight. Do not use IQOS during hot conditions or in periods of high humidity
- If you experience discomfort, stop using the product and contact a healthcare professional.

**▲ CAUTION Allergic reaction risk**

- IQOS could cause an allergic reaction.
- Stop using IQOS and seek medical attention immediately if you experience any of the following symptoms that may indicate a serious allergic reaction: swelling of the face, lips, tongue, gums, throat, or body, difficulty breathing, or wheezing.

**Reporting of adverse events or incidents**

If you experience any unwanted health effect when using IQOS, consult a healthcare professional.

You can report any adverse event or incident directly by contacting your local Customer Care (details can be found in the Customer Care & Warranty booklet).

By reporting side effects, you can help provide more information on the safety of this product.

For more information please go to [www.iqos.com](http://www.iqos.com)

**INFORMATION FOR DISPOSING OF IQOS 2.4P**

**Valid across European Union and EEA**



This symbol on the product or on its packaging indicates that this product and its individual parts (including batteries) must not be disposed of with your other household waste. Instead, it is your responsibility to dispose of your waste equipment by handing it over to a designated collection point for the recycling of waste electrical and electronic equipment. Amongst others, waste batteries can be returned free of charge at the point of sale. The separate collection and recycling of your waste equipment (including batteries) at the time of disposal will help to conserve natural resources and ensure that it is recycled in a manner that protects human health and the environment. Disposing of waste equipment as unsorted municipal waste (e.g. by waste incineration or landfilling) can have negative effects on the environment and human health. For more information about where you can drop off your waste equipment for recycling, please contact your local city office, your local household waste disposal service or the shop where you purchased the product. The local importer of the product will provide for the financing of the treatment and recycling of waste equipment returned through these designated collection points in accordance with local requirements.

## TECHNICAL DATA

IQOS 2.4P Holder - Model: A1403

Battery type:

Li-ion Rechargeable Battery

Input: 3.7V  1A

IQOS AC Power Adaptor

Model: S52A21, S21A20, S21A22,  
S21A23, S21A25, S21A27

Input: 100V-240V~ 50/60HZ 0.3A

Output: 5V  2A

IQOS 2.4P Pocket Charger

- Model: A1503

Battery type:

Li-ion Rechargeable Battery

Input: 5V  2A

Bluetooth® 4.1

USB Cable

WARNING: This product must not be sold to minors.

Hereby, Philip Morris Products S.A. declares that IQOS 2.4P is in compliance with the essential requirements and other relevant provisions of Directive 2014/53/EU. The official Declaration of Conformity may be found at: [www.pmi.com/declarationofconformity](http://www.pmi.com/declarationofconformity)

IQOS 2.4P Model A1503 operates within 2.402 – 2.480GHz frequency band with a maximum RF output power of 7.0dBm.

Designed and manufactured under the authority of Philip Morris Products S.A., Quai Jeanrenaud 3, 2000 Neuchâtel, Switzerland.



The Bluetooth® word mark and logos are registered trademarks owned by the Bluetooth SIG, Inc. and any use of such marks by Philip Morris Products S.A. and its affiliates is under license. Other trademarks and trade names are those of their respective owners.